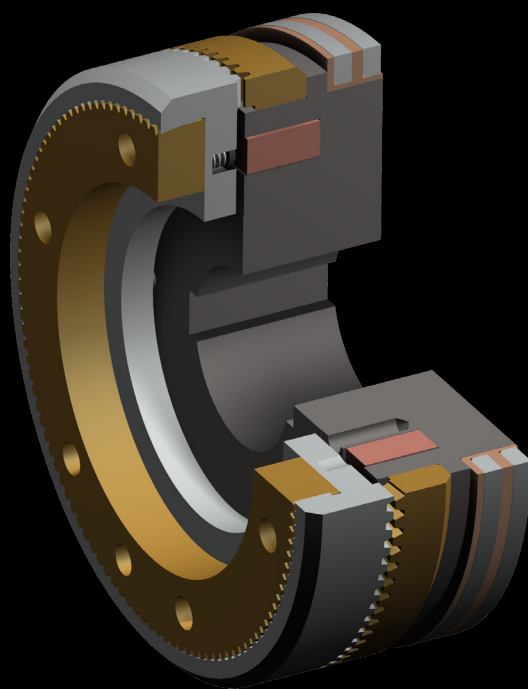




Mönninghoff

Electromagnetic tooth clutch

Type 544



Electromagnetic tooth clutch - Type 544

Characteristics and features

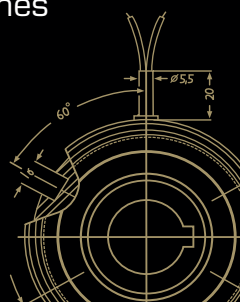
- high torque transfer despite compact dimensions
- positive-locking transmission of torque without slip
- engageable also at low relative speed
- high range of temperatures
- easy control via direct current
- anti-magnetic toothing for optimized magnetic flux
- current supply with two slip rings
- application-related customized tooth geometries
- short cycle times
- synchronized switching with fixed engagement positions
- uncompromizing need for safety and reliability
- integrated, easy-to-assemble system solution
- condition monitoring on demand



Mönninghoff power transmission represents an infinite variant diversity that is applied by all areas of modern mechanical engineering.

Our technologies are mostly designed to operate under extreme conditions. We offer high precision products for medical robotics, fail-proof security for aerospace technology or synchronization solutions for the packaging or printing industry.

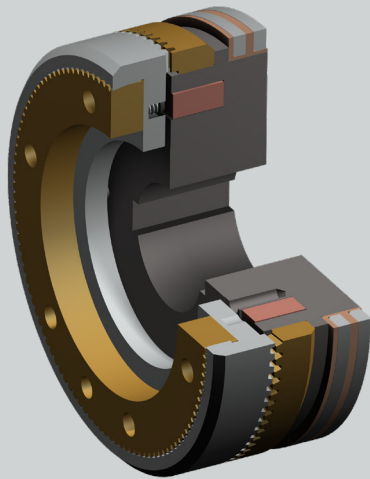
We thus address customers who have the highest standards for their own machines or systems. To them, we can offer highly complex, application-specific solutions.



Electromagnetic tooth clutch - Type 544

Match code

Mönninghoff tooth clutches are indicated by the following match code:



544 . A . 2 . 4

A clutch size

Other individual characteristics:

- tothing geometries
- voltage
- bore size with keyway

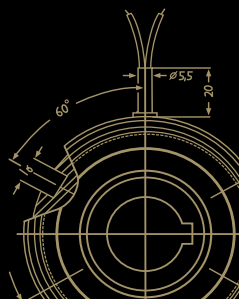
According to these characteristics, we design individual solutions concerning transmitted torque, engaging behavior or rotation speed.

Our engineers can assist with finding an application-specific clutch at any time. Together, we can develop individual and innovative solutions for extreme operating conditions.

Ordering example

Mönninghoff tooth clutch
Type 544.36.2.4

Toothing	standard
Voltage	24 Vdc
Bore size d	130 mm H7, keyway acc. to DIN 6885/1



Electromagnetic tooth clutch - Type 544

Clutch size

When dimensioning a Mönninghoff tooth clutch, several technical preconditions should be considered:

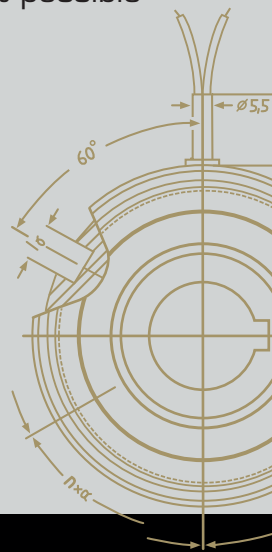
- for the selection of the correct size, not only the peak load but also the dynamic behavior of the drive have to be taken into account
- tooth clutches - contrary to friction clutches - must never be overloaded and safety factors must be considered
- generally, the selection of the correct clutch is based on torque:

$$M = 9550 \frac{P}{n} \cdot K \text{ [Nm]}$$

$$M = (M_L + M_B) \cdot K \text{ [Nm]}$$

- the transmittable torque of the clutch must always be higher than the largest possible occurring torque:

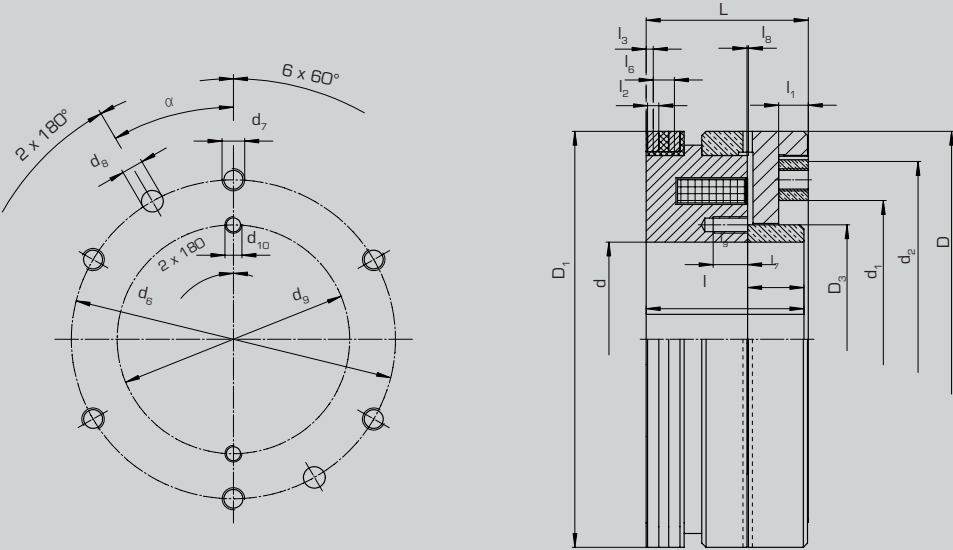
$$\text{Requirement } M_{\ddot{U}} > M$$



P	=	power of motor [kW]
n	=	rotating speed [min ⁻¹]
K	=	safety factor 1,5 ... 2,5
M	=	required torque
M _L	=	load torque
M _B	=	acceleration torque
M _Ü	=	nominal torque of clutch (see enclosed chart)


Electromagnetic tooth clutch - Type 544

Clutch size



tooth clutch with 2 isolated slip rings

Technical data

Size				33	36	41	42
torque		[Nm]		3200	6000	10000	16000
max. speed		[min ⁻¹]		1400	1150	950	950
input power		[W]		90	176	220	240/110Vdc
inertia	coil body	[10 ⁻³ kgm ²]		-	-	-	-
	armature			86	199	598	1608
weight		[kg]		30	48	97	180
number of teeth	standard			190	190	144	260
	saw			72	-	-	-
bore	keyway acc. to DIN 6885/1		d ^{H7} [mm]	60 - 110	75 – 140	80 – 140	110 – 180
<div></div>	D		[mm]	250	300	360	440
	D ₁			250	300	360	360
	D ₃			130	165	168	210
	d ₁ ^{H7}			160	200	230	280
	d ₂			219	259	309	375
	d ₆			190	230	270	330
	d ₇			M16	M16	M20	M20
	d ₈ predrilled			12,5	15,5	19,5	19,5
	d ₉			130	165	170	200
	d ₁₀			M12	M12	M12	M12
	L			100	115	155	204
	l			97	112	151	200
	l ₁			21	21	30	36
	l ₂			8	8	10	10
	l ₃			5	5	6	12
	l ₆			13	15	17	17
	l ₇			35	40	56	70
	l _{8 ±0,1}			0,8	1	1	1
	l ₉			25	24,5	30	30,5
	α		[°]	30	30	40	30



Electromagnetic tooth clutch - Type 544

Toothing geometries

Mönninghoff clutches offer a large variety of application-specific designs of toothing.

The amount of possible geometries or fixed points is endless and our engineers can help to design an optimized version at any time.

Toothing examples

Standard



- transmits torque in both directions with little backlash
- also available backlash free
- with increased flank angle also available as torque limiter with fixed position engagement

Spaced



- transmits torque in both directions with large amount of backlash
- can be engaged at higher speeds

Saw (counter-) clockwise

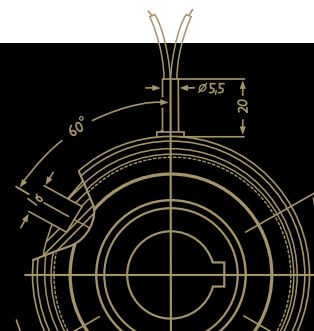


- transmits nominal torque in both directions
- in reverse direction approx. 10% of torque can be transmitted
- can be engaged at higher speeds

Stepped (counter-) clockwise



- transmits nominal torque in both directions
- in reverse direction approx. 20% of torque can be transmitted with little backlash
- can be engaged at higher speeds

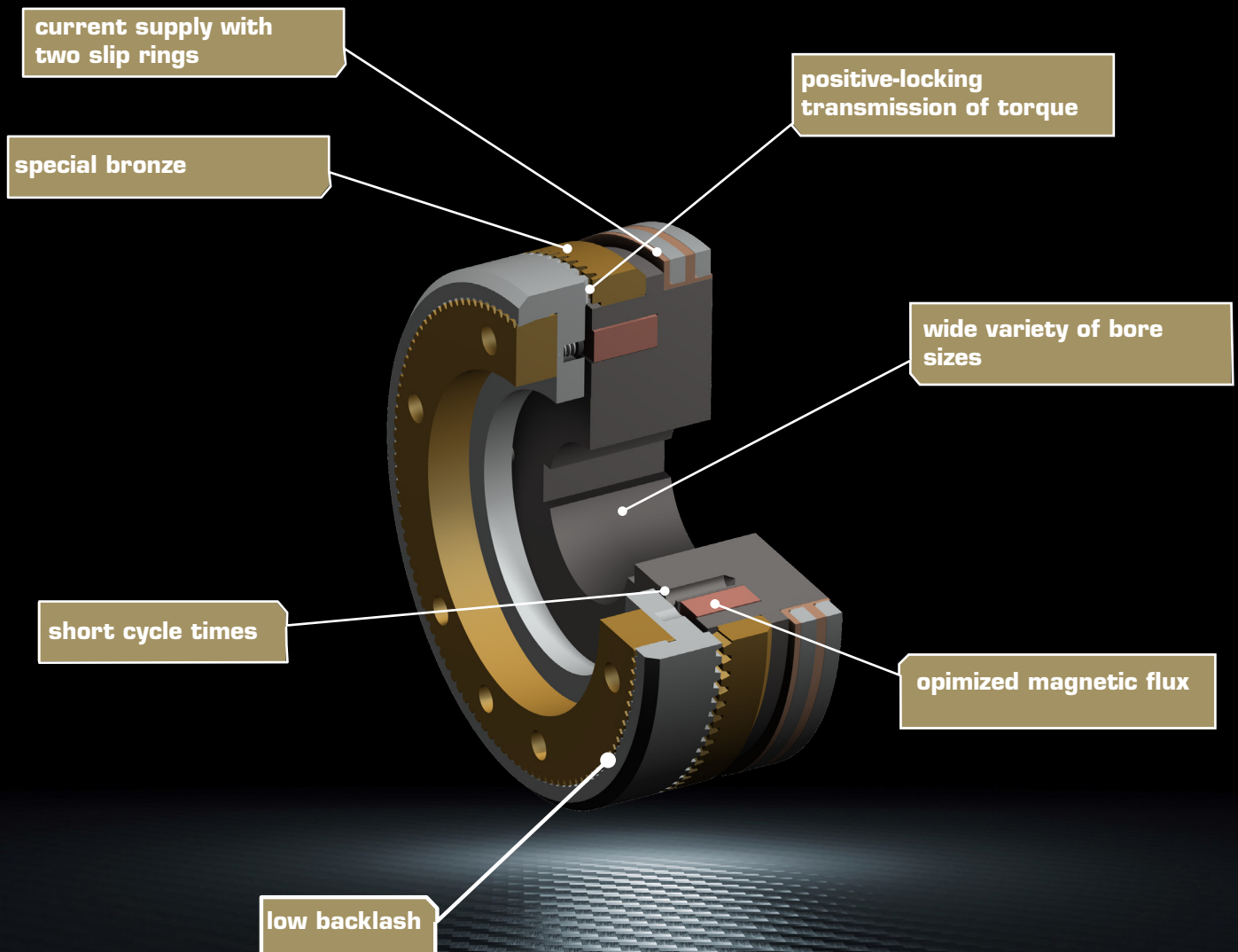


Electromagnetic tooth clutch - Type 544

Voltage

- standard voltage is 24 Vdc
- special voltages between 6 and 196 Vdc on request
- normally off clutch
- the permissible voltage tolerance is -10% to +5% according to VDE 0580
- in order to avoid induced voltage peaks, it is advisable to use varistors at unusually high switching frequency


At a glance




System solutions

You need more?

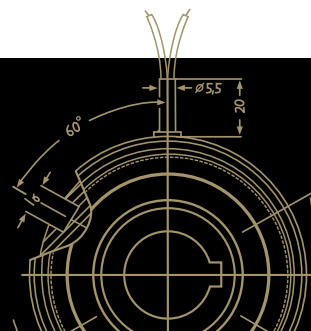
Mönninghoff clutches can be combined with a variety of many other power transmission elements. Such complex high-tech systems can solve any application-specific tasks and can fulfill any customer-specific wishes.



In many cases, a combination of different drive elements is needed to solve the applications particular problems and difficulties. Being not just supplier but technological partner to our customers, our extensive engineering is part of extraordinary and challenging power transmission projects.



**Our product is the know-how,
with hardware as an added bonus.**



Driven by excellence

Why Mönninghoff

- intensive dialog with our customers' engineers
- decades of experience and competence
- deep understanding for all areas of mechanical engineering
- highly modern and flexible machine park
- enthusiasm for quality
- flexibility, inventiveness and communication skills of our employees
- commitment to Germany and Bochum as industrial location

How to reach us

Sales

sales@moenninghoff.de
+49 234 3335-250



Helps you find a customer-specific power transmission solution for extraordinary circumstances.

Order Management

confirmation@moenninghoff.de
+49 234 3335-353



For the competent processing and smooth handling of your orders and delivery dates.

Service

service@moenninghoff.de
+49 234 3335-333



Feels committed to protect and preserve the high value of your machine and to secure its availability.

